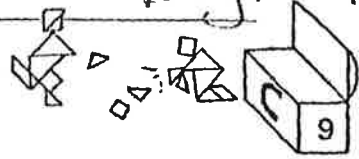


Day 1 - 1st

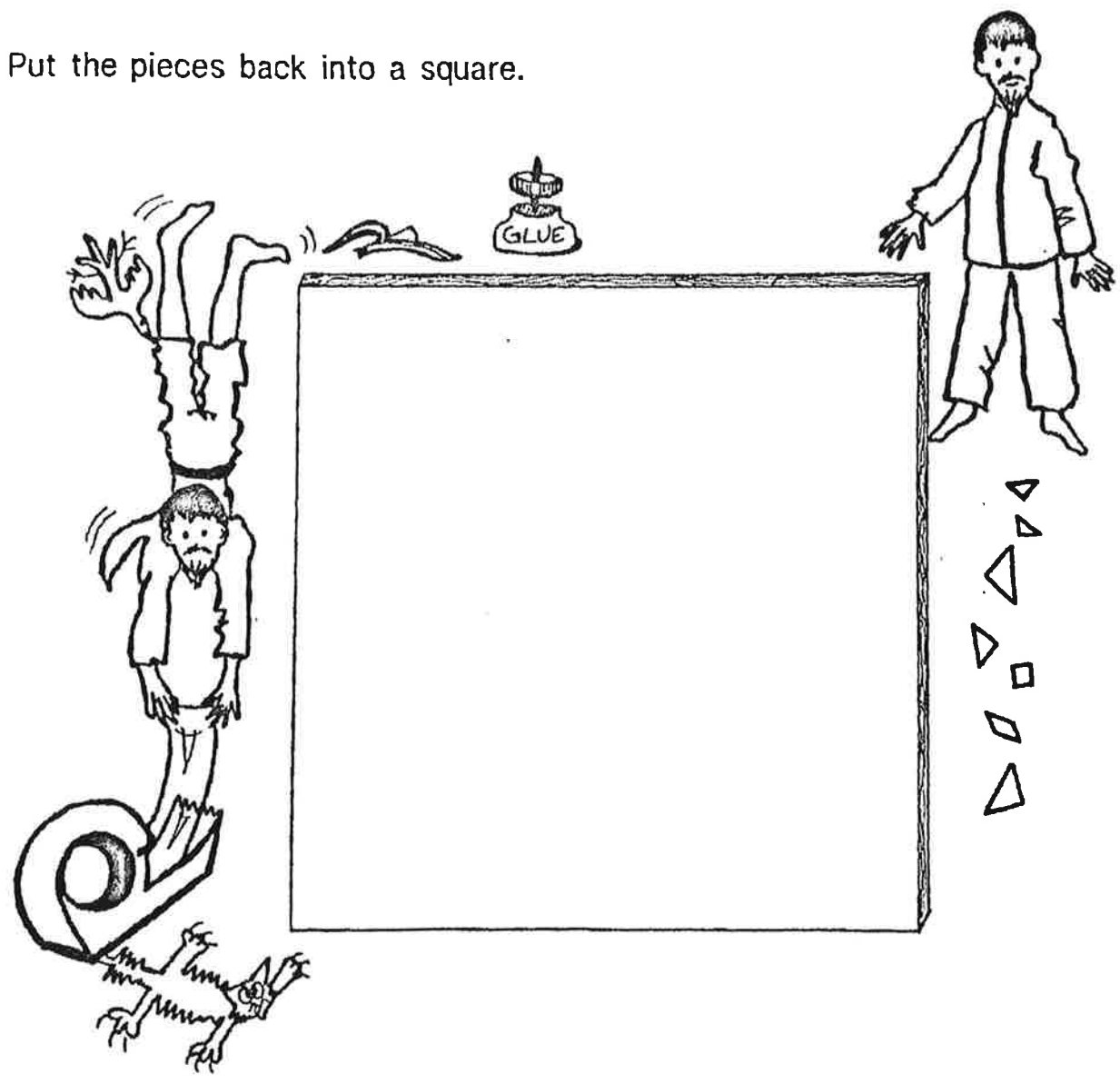
NAME _____

THE CHINESE 'SQUARE' LEGEND



According to legend, the tangram puzzle was discovered by Tan, a Chinese scholar, whose prize treasure was a square ceramic tile. One fateful day, Tan accidentally dropped the tile and it broke into the seven geometric pieces.

Put the pieces back into a square.

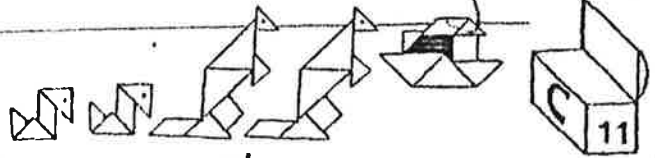


CHALLENGE: Use all seven pieces to make another geometric shape. Name it and record your answer by tracing.


NAME _____

TAN-IMALS

Day 2 - 1st

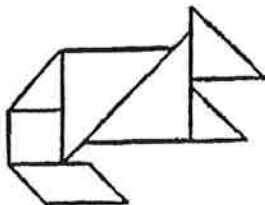


Cover the kitten with your pieces. Trace to record.




Make one of these animals with your pieces.
Trace to record.

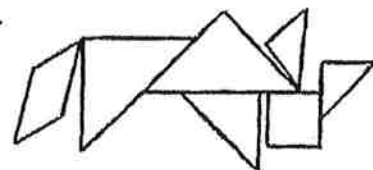
Kit-TAN



Rat-TAN



Bat-TAN




Calf-TAN

CHALLENGE: Use your pieces to make a different animal. Trace.


Day 3 - 1st

NAME _____

SPORTS TANS



Cover the arrow with your pieces.



CHALLENGE: Form one of the sports figures with your pieces.
Trace to record.

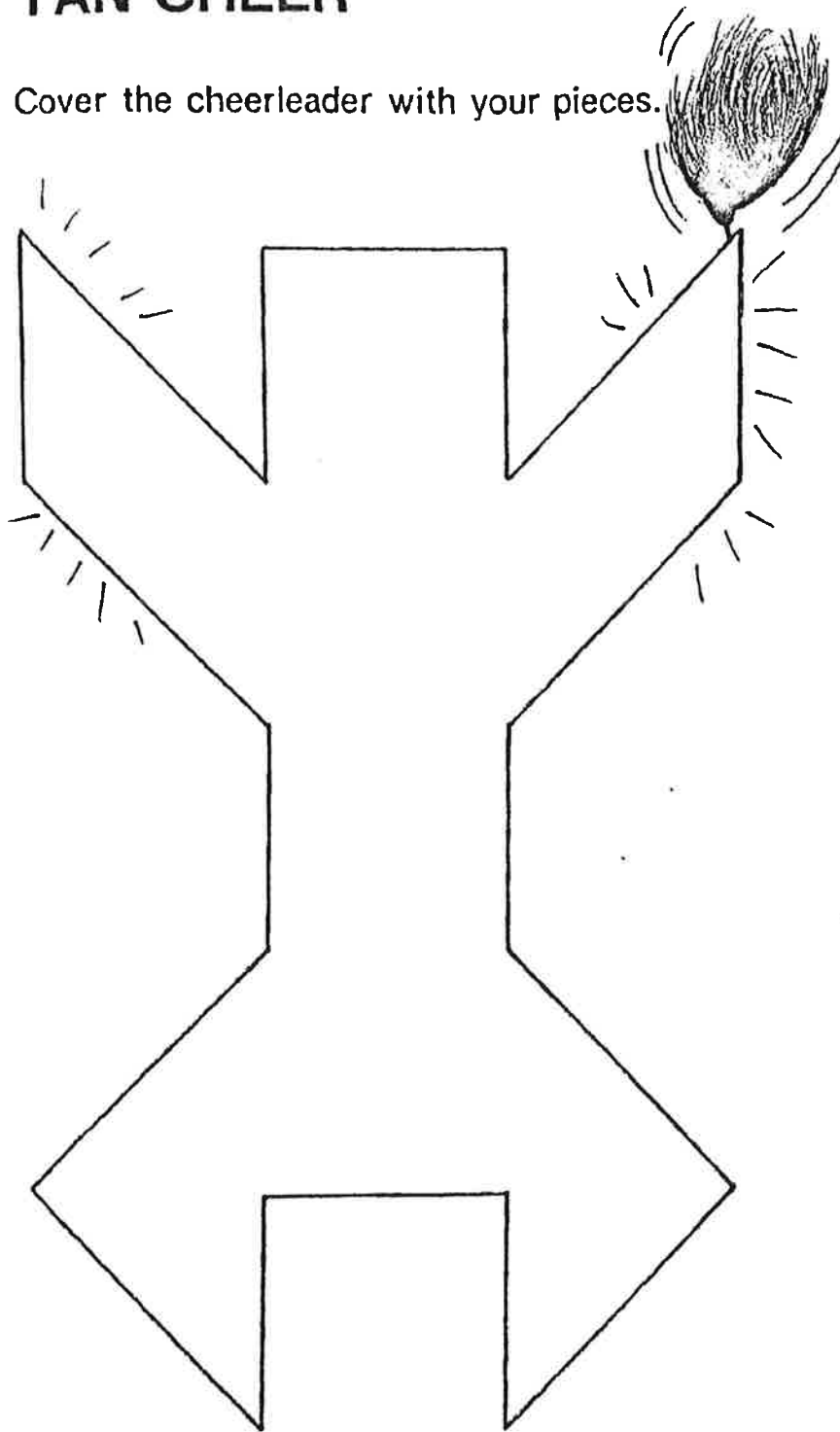
NAME _____

TAN CHEER

Day 4 - 1st



Cover the cheerleader with your pieces.




Tan to the left



Tan to the right



stand up



sit down



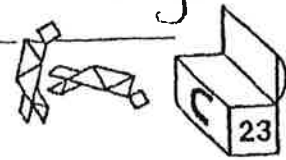
Fight! Fight! Fight!
Yea team! Yea!

CHALLENGE: Form one of the cheerleaders at the right with your seven pieces. Trace to record.


NAME _____

Day 5 - 1st

PARADOX PAIRS



Form each shape with all seven pieces.



wrench without knob



wrench with knob




Japanese woman bending



Japanese woman standing



carriage with small wheels



carriage with large wheel

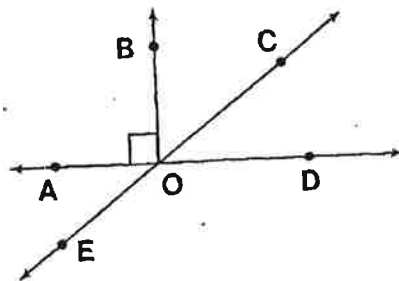
CHALLENGE: Three shapes above have something in common. Find what it is and then make up your own which does the same thing.

Why is a Leaky Faucet Like a Race Horse?

TO ANSWER THE IMPORTANT QUESTION ABOVE:

Complete any statement below with one of the answers given at the bottom of the page. Then write the letter of the statement above its correct answer.

KEEP WORKING AND YOU WILL DISCOVER THE ANSWER.



- (A) The figure formed by two rays with the same endpoint is an _____.
- (I) The basic unit by which angles are measured is the _____.
- (N) The intersection of the two sides of an angle is called the angle's _____.
- (O) The small box at the vertex of $\angle AOB$ indicates that $\angle AOB$ measures _____.
- (U) An angle with a measure of 90° is called a _____ angle.
- (S) Point C is in the _____ of $\angle BOD$.
- (N) An angle whose measure is between 90° and 180° is an _____ angle.
- (G) Two angles whose measures have a sum of 90° are _____ angles.
- (T) $\angle BOC$ and $\angle BOA$ are _____ angles.
- (N) Two angles whose measures have a sum of 180° are _____ angles.
- (D) An angle whose measure is between 0° and 90° is an _____ angle.
- (F) $\angle AOE$ and _____ are supplementary angles.
- (I) $\angle COD$ and _____ are complementary angles.
- (N) Two angles having the same measure are said to be _____.
- (F) $\angle COD$ and $\angle AOE$ are congruent because they are _____ angles.
- (R) The two rays that form an angle are called the _____ of the angle.

DEGREE	ADJACENT	INTERIOR	90°	$\angle EOD$	VERTICAL	ANGLE	OBTUSE	ACUTE	SIDES	RIGHT	CONGRUENT	SUPPLEMENTARY	$\angle BOC$	VERTEX	COMPLEMENTARY
--------	----------	----------	------------	--------------	----------	-------	--------	-------	-------	-------	-----------	---------------	--------------	--------	---------------

Daffynition Decoder

TO DECODE THESE THREE DAFFYNITIONS, FOLLOW THESE DIRECTIONS:

Figure out the measure of the unknown angle in any exercise. Then find this measure in the code. Each time it appears, write the letter of that exercise above it.

KEEP WORKING AND YOU WILL DECODE THE THREE DE-FUN-ITIONS.

RAINCOAT:

40° 80° 132° 35° 95° 90° 48° 66° 90° 36° 48°

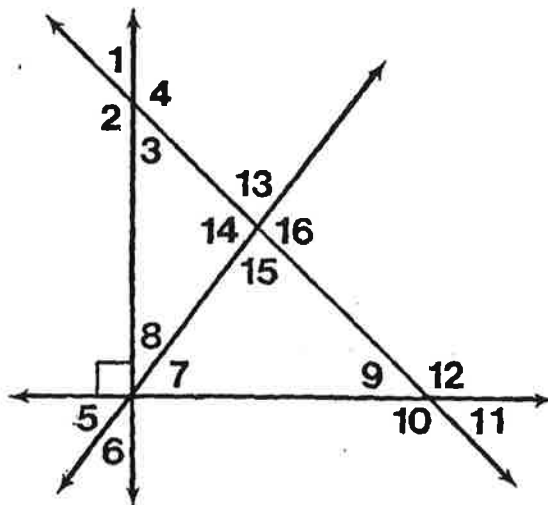
PASTEURIZE:

40° 130° 130° 105° 36° 48° 40° 130° 30° 90° 90°

WILL:

36° 95° 90° 36° 95° 55° 33° 50° 90° 36° 66° 36° 31°

- Ⓡ IF $m\angle 1 = 48^\circ$, THEN $m\angle 3 =$ _____
- Ⓤ IF $m\angle 1 = 48^\circ$, THEN $m\angle 4 =$ _____
- Ⓥ IF $m\angle 6 = 40^\circ$, THEN $m\angle 5 =$ _____
- Ⓐ IF $m\angle 7 = 54^\circ$, THEN $m\angle 8 =$ _____
- Ⓨ IF $m\angle 7 = 59^\circ$, THEN $m\angle 6 =$ _____
- Ⓘ IF $m\angle 5 = 57^\circ$, THEN $m\angle 8 =$ _____
- Ⓣ IF $m\angle 3 = 50^\circ$, THEN $m\angle 9 =$ _____
- Ⓢ IF $m\angle 12 = 120^\circ$, THEN $m\angle 3 =$ _____
- ⓗ IF $m\angle 7 = 55^\circ$ AND $m\angle 9 = 45^\circ$, THEN $m\angle 15 =$ _____
- Ⓝ IF $m\angle 3 = 46^\circ$ AND $m\angle 14 = 99^\circ$, THEN $m\angle 8 =$ _____
- Ⓦ IF $m\angle 9 = 29^\circ$ AND $m\angle 15 = 85^\circ$, THEN $m\angle 7 =$ _____
- Ⓕ IF $m\angle 8 = 37^\circ$ AND $m\angle 3 = 38^\circ$, THEN $m\angle 14 =$ _____
- Ⓞ IF $m\angle 7 = 40^\circ$ AND $m\angle 15 = 90^\circ$, THEN $m\angle 12 =$ _____
- Ⓖ IF $m\angle 3 = 35^\circ$ AND $m\angle 16 = 90^\circ$, THEN $m\angle 8 =$ _____
- Ⓔ IF $m\angle 8 = 40^\circ$ AND $m\angle 12 = 140^\circ$, THEN $m\angle 15 =$ _____
- Ⓓ IF $m\angle 7 = 55^\circ$ AND $m\angle 1 = 50^\circ$, THEN $m\angle 16 =$ _____



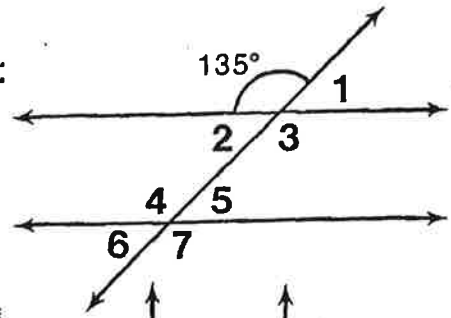
Very hard

What is Unusual About The New Surgeon Doll?

Find the answer for any exercise below in the CODE KEY. Notice the letter next to it. Print this letter in the box at the bottom of the page that contains the exercise number. Keep working and you will discover the answer to the title question. (Assume that lines in each figure which do not intersect are parallel.)

In the first figure at the right, find:

- ① $m\angle 3 =$
- ② $m\angle 4 =$
- ③ $m\angle 2 =$
- ④ $m\angle 5 =$
- ⑤ $m\angle 6 =$
- ⑥ $m\angle 1 =$

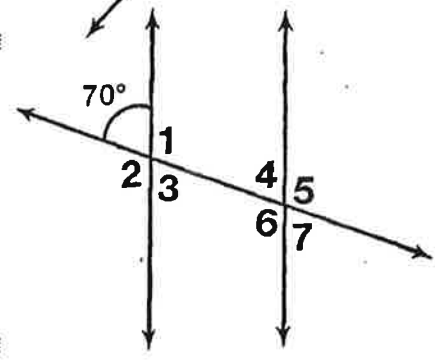


CODE KEY

40°	N
45°	E
55°	A
65°	O
70°	S
85°	B
110°	T
115°	R
135°	I
140°	P

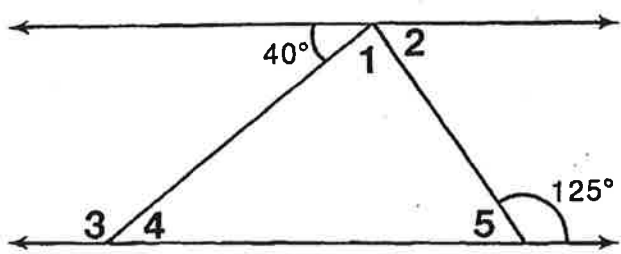
In the second figure, find:

- ⑦ $m\angle 1 =$
- ⑧ $m\angle 6 =$
- ⑨ $m\angle 5 =$
- ⑩ $m\angle 7 =$
- ⑪ $m\angle 3 =$
- ⑫ $m\angle 2 =$



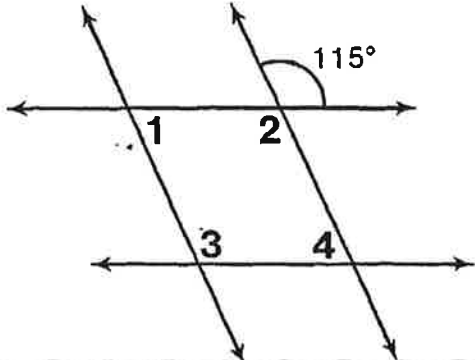
In the third figure, find:

- ⑬ $m\angle 4 =$
- ⑭ $m\angle 3 =$
- ⑮ $m\angle 5 =$
- ⑯ $m\angle 2 =$
- ⑰ $m\angle 1 =$



In the fourth figure, find:

- ⑱ $m\angle 2 =$
- ⑲ $m\angle 4 =$
- ⑳ $m\angle 1 =$
- ㉑ $m\angle 3 =$



2	9	20	14	4	21	15	8	3	11	19	13	17	16	12	7	5	18	1	6	10
---	---	----	----	---	----	----	---	---	----	----	----	----	----	----	---	---	----	---	---	----